





# WONDERLAND<sup>CARD</sup>

**How to register and buy a Wonderland package**

## How to register on Wonderland?


- 1) Go to the site WWW.WONDERLANDCARD.EU
- 2) Click on the 'BUY THE CARD' button

BUY THE CARD

REDEEM THE VOUCHER BUY THE CARD LOG IN  



[Home](#) [Wonderland Mastercard](#) [Advantages](#) [Prices](#) [faq](#)



2) Click 'proceed to registration'

Please login to purchase.

If you are not registered yet, please [proceed to registration.](#)

Email address

PIN

**Log in**

Compilare questo campo

[PIN forgotten?](#)

3) Enter your personal details and click “register”.

**Registration**

All fields marked with \* are required fields.  
Activate the checkbox next to a headline if you like to add tax number or company details.

Personal Data		Your Sponsor	
Email Address *	Confirm Email Address *	Sponsor ID	
<input type="text"/>	<input type="text"/>	<input type="text" value="100.001.001"/>	
Password *	Confirm Password *	<input type="checkbox"/> Tax Number	
<input type="text"/>	<input type="text"/>	Tax Number	<input type="text"/>
Name *	Surname *	<input type="checkbox"/> Company Data	
<input type="text"/>	<input type="text"/>	Company Name	<input type="text"/>
Gender *	Language *	Director or President Name	Company Country
<input type="text" value="Select"/>	<input type="text" value="English"/>	<input type="text"/>	<input type="text" value="Select"/>
Birthday *	Country *	Company Address	Company Postcode
<input type="text" value="Example: 1990-12-23"/>	<input type="text" value="Select"/>	<input type="text"/>	<input type="text"/>
Address *	Postcode *	Company City	Company Register Number
<input type="text"/>	<input type="text"/>	<input type="text"/>	<input type="text"/>
City *	Phone *	is billing address.	
<input type="text"/>	<input type="text"/>		
<input type="checkbox"/> I agree to MULTIBUYWORLD's Website <a href="#">Terms of Use</a> , <a href="#">Privacy Policy</a> , <a href="#">Note of Risk</a> and to receive emails.			
<input type="checkbox"/> In order to request the Wonderland Card, I accept <a href="#">Terms and Conditions of Use</a> and <a href="#">Privacy Policy</a> of Wonderland Card Ltd			
		<input type="button" value="Register"/>	

4) Once your registration is complete, you will receive an email with username, password and an activation link of the account.

5) Click on the activation link.

6) Your Wonderland account is activated.

## How can I buy a Wonderland Package?

1) Visit [www.multibuy.cloud](http://www.multibuy.cloud) and login

The screenshot displays the 'Private Area' of the Multibuy website. At the top left is the 'MULTI-BUY Travel & shopping online' logo. To its right, user information is shown: Language: it, Customer, and Country: Italy. A blue 'Edit profile' button is located to the right of this information. On the far right, the text 'Private Area' is displayed in large red font.

The dashboard is divided into three main sections:

- Eurocredit:** Shows a balance of 11.951. Below the balance is the Eurocredit logo and a 'Use your Eurocredits' button. There are 'Statement' and 'Transfer' buttons. At the bottom, it says 'MULTIBUY CARD: 10202000'.
- Wonderland:** Titled 'Access your', it shows a Wonderland card image. Below the image, it states 'Issued cards: 2.610' and 'Card royalties: € 197,00'. There are 'Voucher is Active' and 'Request payout' buttons. At the bottom, it says 'AVAILABLE PAYOUT: € 197,00'.
- Emergency Card:** Titled 'View your', it shows the Emergency Card logo. There are 'Activate card' and 'Go to site' buttons. At the bottom, it says 'THE CARD THAT SAVES YOUR LIFE'.

At the bottom of the dashboard, there are two promotional boxes:

- UPGRADE to the next level:** Shows a vertical stack of card levels: PLATINUM (red), BLACK, GOLD (yellow), SILVER, and BASIC (blue). The current level is 'Sapphire'. A red box highlights the 'Purchase package' button, and a red arrow points to it from the bottom left. Other buttons include 'See Commissions' and 'Vouchers list'.
- Earn money watching commercials:** Shows a video player with 'WELCOME TO MULTIBUYWORLD' and 'The #1 Simply the Best!'. There are 'Purchase package' and 'Statement' buttons.

2) Click on 'Purchase Package'.

### 3) Choose which type of package you want to buy:

- Voucher
- Basic
- Gold ●\*
- Silver
- Diamond
- Platinum
- Sapphire

The screenshot shows a website interface for selecting a package. At the top, there is a row of package options: VOUCHER (ICE), BASIC, Em@ney, SAPPHIRE, PLATINUM, DIAMOND, SILVER, and GOLD. Each option includes an icon, a price, and a radio button. The GOLD package is selected, indicated by a red radio button. Below the package selection, there is a form for personal and company data. The form includes fields for Name, Surname, Gender, Language, Date of birth, Country, Address, Postcode, City, Phone, Tax Number, Company Name, Director or President Name, Company Country, Company Address, Company Postcode, Company City, and Company Register Number. A checkbox for 'Billing Address' is also present. At the bottom right, there is a 'PROCEED TO PAYMENT' button, which is highlighted with a red box and a red arrow pointing to it.

VOUCHER	BASIC	Em@ney	SAPPHIRE	PLATINUM	DIAMOND	SILVER	GOLD
ICE		Em@ney					
€ 99,00	€ 150,00	€ 51,00	€ 11.900,00	€ 9.900,00	€ 5.200,00	€ 1.500,00	€ 650,00
Mastercard	Mastercard + Em@ney Account	Em@ney account	Sapphire package	Platinum package	Diamond package	Silver package	Gold package
<input type="radio"/>	<input type="radio"/>	<input type="radio"/>	<input type="radio"/>	<input type="radio"/>	<input type="radio"/>	<input type="radio"/>	<input checked="" type="radio"/>
			5 left	50 left	147 left	184 left	61 left

All fields marked with \* are required fields.  
Activate the checkbox next to a headline if you like to add tax number or company details.

Personal Data

Name \*  Surname \*

Gender \*  Language \*

Date of birth \*  Country \*

Address \*  Postcode \*

City \*  Phone \*

Tax Number

Company Data

Director or President Name  Company Country

Company Address  Company Postcode

Company City  Company Register Number

I agree to Wonderlandcard.eu's Website Terms of Use, Standard Proposal and to receive emails.

Billing Address \*  Use my company data as billing address








**PROCEED TO PAYMENT**

### 4) Click on 'Proceed to payment'.

## 5) Select the payment method:

Overview and Payment








Your Package: **Gold**

 Free Cards	1
 Royalties	3 cent 
 Current Account	1
Personal 	650
 Eurocredit* Account*	0
 EMERGENCY CARD	1
MBW PACKS	6

Your Data

Forename	<input type="text"/>
Surname	<input type="text"/>
Gender	<input type="text"/>
Language	<input type="text"/>
Birthday	<input type="text"/>
Country	<input type="text"/>
Address	<input type="text"/>
Postcode	<input type="text"/>
City	<input type="text"/>
Phone	<input type="text"/>

Payment Method

-  **BANK TRANSFER**  
Trasferimento bancario manuale  
Click here for a manual bank transfer
-  **MistralPay**  

-  **BitBay Pay**  
BIT BAY PAY  

-  **APCO PAY**  


Price

Select a payment method to proceed.

**PROCEED WITH PAYMENT**

## 6) Click on 'Proceed with payment'.

7) You will receive an email confirming your purchase, which also contains the voucher code and instructions on how to redeem your voucher.



### PARTNERS PACKAGES

- Free Cards
- Royalties
- Current account
- Personal Eurocredit
- Eurocredit Account
- EMERGENCY
- MBW PACKS
- Benefits



## DEAR CUSTOMER

Thank you for purchasing the Wonderland Pack:

You will receive all the material Included into your partner package in the next few days, directly to the address that you have indicated.

You can access your Reserved Area at [www.multibuy.cloud](http://www.multibuy.cloud) with following credentials:

Your Email:

PIN:

Your personal Voucher to order the MasterCard and activate the Em@ney Account is

## Step by step TUTORIAL



### Your voucher with Em@ney account included

You can order your MasterCard immediately by going to [www.multibuy.cloud](http://www.multibuy.cloud), access your reserved area and activate your Voucher. You will receive the Em@ney Mastercard, which will be in the next months replaced by the Wonderland Card.



### Em@ney Account

Using the same voucher code you will be able to open the Em@ney account. Simply go to [www.multibuy.cloud](http://www.multibuy.cloud), access your reserved area, upload the requested documents in the profile section. You will have a Chat at your disposal to complete the account activation process along with an operator.



### Voucher

If you have purchased one of our partner packages, you will receive a certain amount of Vouchers that you can distribute to your friends, who will help to increase your cash back. Each voucher represents a MasterCard. The vouchers can be redeemed on [www.multibuy.cloud](http://www.multibuy.cloud). Who wants to add the Em@ney account to the MasterCard, will need to purchase it separately at the cost of € 51 (to be paid the first year for the activation only). In fact from the second year on you will pay the cost of the Mastercard at 99€ only.



### Emergency Card

The Card that saves you life! You can activate it at [www.cardemergency.eu](http://www.cardemergency.eu) by entering the ICE Code.



### EuroCredit

they have already been credited into your Reserved Area at [www.multibuycompany.com](http://www.multibuycompany.com) to which you can access using the same credentials as [www.multibuy.cloud](http://www.multibuy.cloud). You can use them to book holidays or to buy consumer goods.



### Royalties

From today on you will start receiving the Royalties, according to the purchased Wonderland PACK, on each Card sold in the world. In your Reserved Area of [www.multibuy.cloud](http://www.multibuy.cloud) you will find the General Counter of the sold cards.

### MBW PACKAGE

### Mbw Packs

With the purchasing of one of our Wonderland partner packages there is a certain number of MBW PACKAGE included, you will find them credited into your Multibuy World account.



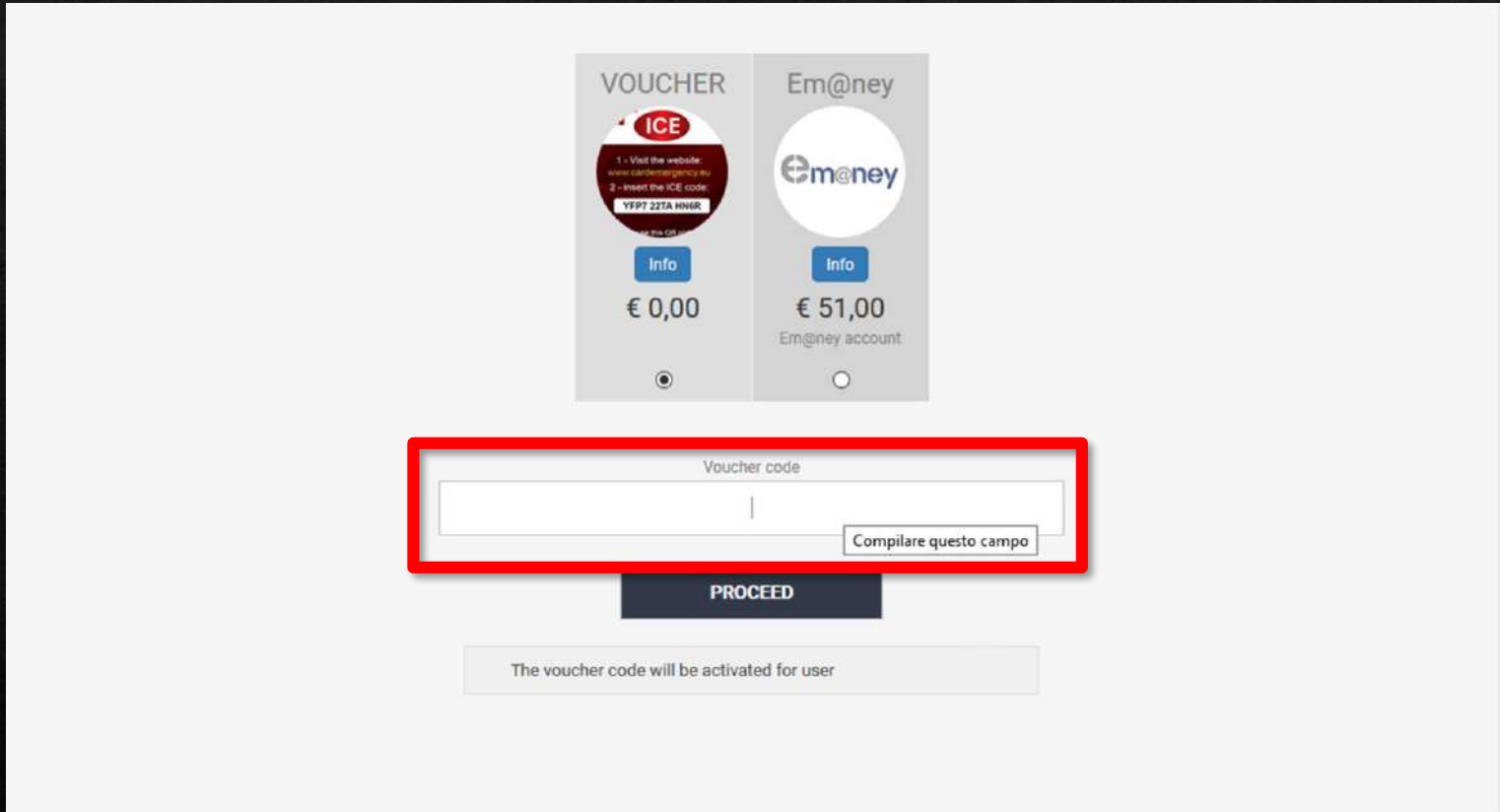
### Benefits

If you have purchased one of the partner packages, containing benefits, you will receive all the information regarding the usage of your benefits at home by courier.



## How do you redeem your voucher?

- 1) After receiving the purchase confirmation email, return to your homepage. Click on 'Activate Voucher'

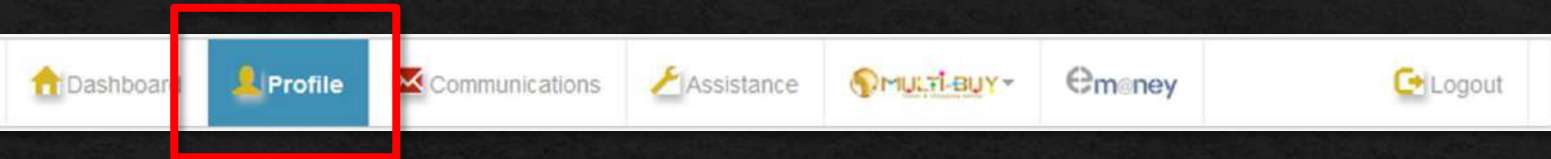


The image shows a mobile application interface for redeeming a voucher. At the top, there are two voucher cards. The left card is for 'ICE' and shows instructions: '1 - Visit the website: www.cad@emergency.it', '2 - Insert the ICE code: YFPT 22TA HNRK', and a value of '€ 0,00'. The right card is for 'Em@ney' and shows a value of '€ 51,00' and 'Em@ney account'. Below the cards is a form with a 'Voucher code' input field, a 'Compilare questo campo' button, and a 'PROCEED' button. A message at the bottom states 'The voucher code will be activated for user'.

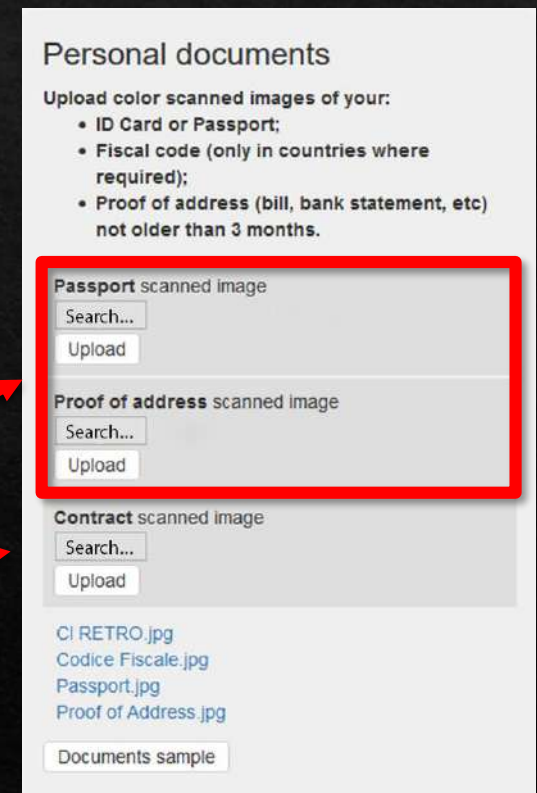
- 2) Enter the voucher code that you have received in the purchase confirmation email and click on proceed. Your voucher is now activated.

# How do you activate your mastercard?

Click on 'Profile'



- 2) Upload the necessary:
- Scanned coloured of your Passport
  - Scanned Proof of address as a domestic user (invoices of any kind are prohibited) not older than 3 months. It can be an utility bill, bank statement etc.
  - ATTENTION you have received the contract via e-mail. Set up an appointment with our chat operator and only in that phase you will be asked to upload it.



3) Schedule an appointment with one of our operators



4) Visit our chat at set time and date of your appointment. One of our operators will guide you through the activation process.

**Schedule chat**  
Select time and day to schedule your chat to activate your card. An operator will assist you online during the process.

Date

Time   CET

**Time is in CET time zone**  
Please understand time is in CET time zone. Make sure you correctly calculate the corresponding time in your location.  
<https://www.timeanddate.com/time/zones/cet>



**CONGRATULATIONS, YOUR MASTERCARD IS ACTIVE**